

# D1 PRO

## PRODUCT CATELOGUE DESIGN

[www.drix.co.in](http://www.drix.co.in)



**Drix**<sup>®</sup>  
Home Intelligence

# D1 PRO SERIES



## Smart 4Gang Light Switch



### INTRODUCTION

- 01 Tempered glass panel
- 02 Memory function
- 03 Momentary switch (Dimming the light)
- 04 Turn on/off backlight
- 05 RGB LED indicator
- 06 Multiple themes selection (Dark/Light)
- 07 Cable control 2-5ways
- 08 Power metering
- 09 Amazon Alexa and Google Assistant
- 10 Child lock
- 11 Plastic or metal frame
- 12 Support Matter system (Option)

Dimension: 147\*86\*34mm

Voltage: 110~240VAC/50~60Hz

Frequency: Wifi or Zigbee 2.4G

Model NO.:DGS04-4M-PRO

LED lamp: Max 1.67A, 400W/gang

Motor: Max 2.6A,625W/gang

# D1 PRO SERIES



## Smart 6Gang Light Switch



### INTRODUCTION

- |                          |                           |   |
|--------------------------|---------------------------|---|
| 01 Tempered glass panel  | 02 Memory function        | 03 Momentary switch (Dimming the light)   |
| 04 Turn on/off backlight | 05 RGB LED indicator      | 06 Multiple themes selection (Dark/Light) |
| 07 Cable control 2~5ways | 08 Power metering         | 09 Amazon Alexa and Google Assistant      |
| 10 Child lock            | 11 Plastic or metal frame | 12 Support Matter system (Option)         |

Dimension: 147\*86\*34mm

Voltage: 110~240VAC/50~60Hz


Frequency: Wifi or Zigbee 2.4G

Model NO.:DGS06-4M-PRO

LED lamp: Max 1.67A, 400W/gang

Motor: Max 2.6A.625W/gang

# D1 PRO SERIES



## Smart 8Gang Light Switch



### INTRODUCTION

- |                          |                           |   |
|--------------------------|---------------------------|---|
| 01 Tempered glass panel  | 02 Memory function        | 03 Momentary switch (Dimming the light)   |
| 04 Turn on/off backlight | 05 RGB LED indicator      | 06 Multiple themes selection (Dark/Light) |
| 07 Cable control 2~5ways | 08 Power metering         | 09 Amazon Alexa and Google Assistant      |
| 10 Child lock            | 11 Plastic or metal frame | 12 Support Matter system (Option)         |

Dimension: 147\*86\*34mm

Voltage: 110~240VAC/50~60Hz

Frequency: Wifi or Zigbee 2.4G


Model NO.:DGS08-4M-PRO

LED lamp: Max 1.67A, 400W/gang

Motor: Max 2.6A.625W/gang



# D1 PRO SERIES



## Smart 10Gang Light Switch



### INTRODUCTION

- |                          |                           |   |
|--------------------------|---------------------------|---|
| 01 Tempered glass panel  | 02 Memory function        | 03 Momentary switch (Dimming the light)   |
| 04 Turn on/off backlight | 05 RGB LED indicator      | 06 Multiple themes selection (Dark/Light) |
| 07 Cable control 2~5ways | 08 Power metering         | 09 Amazon Alexa and Google Assistant      |
| 10 Child lock            | 11 Plastic or metal frame | 12 Support Matter system (Option)         |

Dimension: 147\*86\*34mm

Voltage: 110~240VAC/50~60Hz

Frequency: Wifi or Zigbee 2.4G

Model NO.:DGS10-4M-PRO

LED lamp: Max 1.67A, 400W/gang

Motor: Max 2.6A.625W/gang

# D1 PRO SERIES



## Smart 4Gang & Wall Socket



### INTRODUCTION

- |                          |                           |   |
|--------------------------|---------------------------|---|
| 01 Tempered glass panel  | 02 Memory function        | 03 Momentary switch (Dimming the light)   |
| 04 Turn on/off backlight | 05 RGB LED indicator      | 06 Multiple themes selection (Dark/Light) |
| 07 Cable control 2~5ways | 08 Power metering         | 09 Amazon Alexa and Google Assistant      |
| 10 Child lock            | 11 Plastic or metal frame | 12 Support Matter system (Option)         |

Dimension: 147\*86\*34mm

Voltage: 110~240VAC/50~60Hz


Frequency: Wifi or Zigbee 2.4G

Model NO.:MG-DGS04P01-4M-PRO

LED lamp: Max 1.67A, 400W/gang

Max 15 A, 3600W

# D1 PRO SERIES



## Smart 6Gang & Wall Socket



### INTRODUCTION

- |                          |                           |   |
|--------------------------|---------------------------|---|
| 01 Tempered glass panel  | 02 Memory function        | 03 Momentary switch (Dimming the light)   |
| 04 Turn on/off backlight | 05 RGB LED indicator      | 06 Multiple themes selection (Dark/Light) |
| 07 Cable control 2~5ways | 08 Power metering         | 09 Amazon Alexa and Google Assistant      |
| 10 Child lock            | 11 Plastic or metal frame | 12 Support Matter system (Option)         |

Dimension: 147\*86\*34mm

Voltage: 110~240VAC/50~60Hz

Frequency: Wifi or Zigbee 2.4G

Model NO.:DGS06P01-4M-PRO

LED lamp: Max 1.67A, 400W/gang

Max 15 A, 3600W

# D1 PRO SERIES



## Smart 2Gang & 2 Fan Switch



### INTRODUCTION

(Support installation flush with the wall)

- |                          |                           |   |
|--------------------------|---------------------------|---|
| 01 Tempered glass panel  | 02 Memory function        | 03 Six Level Speed                        |
| 04 Turn on/off backlight | 05 RGB LED indicator      | 06 Multiple themes selection (Dark/Light) |
| 07 Cable control 2~5ways | 08 Power metering         | 09 Amazon Alexa and Google Assistant      |
| 10 Child lock            | 11 Plastic or metal frame | 12 Normal Touch Switch (Option)           |

Dimension: 124\*78\*43mm

Voltage: 110~240VAC/50~60Hz

Frequency: Wifi or Zigbee 2.4G

Model NO.:DGS02F02-4M-PRO

Fan Load: Max 0.84A.200W/gang

LED Lamp: Max 1.67A, 400W/gang

# D1 PRO SERIES



## Smart 2Gang & 1 Fan Switch



### INTRODUCTION

(Support installation flush with the wall)

- |                          |                           |   |
|--------------------------|---------------------------|---|
| 01 Tempered glass panel  | 02 Memory function        | 03 Six Level Speed                        |
| 04 Turn on/off backlight | 05 RGB LED indicator      | 06 Multiple themes selection (Dark/Light) |
| 07 Cable control 2~5ways | 08 Power metering         | 09 Amazon Alexa and Google Assistant      |
| 10 Child lock            | 11 Plastic or metal frame | 12 Normal Touch Switch (Option)           |

Dimension: 124\*78\*43mm

Voltage: 110~240VAC/50~60Hz

Frequency: Wifi or Zigbee 2.4G

Model NO.:DGS06F01-4M-PRO

Fan Load: Max 0.84A.200W/gang

LED Lamp: Max 1.67A, 400W/gang



# D1 PRO SERIES



## Smart Wall Socket & PD20W



01 Tempered glass panel

04 Turn on/off backlight

07 Child Lock

10 Plastic or metal frame

02 Memory function

05 RGB LED indicator

08 Power metering

11 Pd20 Charger

03 Six Level Speed

06 Multiple themes selection (Dark/Light)

09 Amazon Alexa and Google Assistant

12 Normal Touch Wall Socket (Option)

Dimension: 147\*86\*34mm

Voltage: 110~240VAC/50~60Hz

Frequency: Wifi or Zigbee 2.4G

Model NO.:DGPD02-4M-PRO

LED Lamp: Max 400W/gang

Output: 5VDC/2.22A, 12VDC/1.67A MAX.20W

# D1 PRO SERIES



Works with  
**Tuya**



Works with  
**Smart Life**



works with  
**amazon alexa**



works with  
**Google Assistant**

## Smart 2Gang & Socket & PD20W



01 Tempered glass panel

04 Turn on/off backlight

07 Child Lock

10 Plastic or metal frame

02 Memory function

05 RGB LED indicator

08 Power metering

11 PD20 Charger

03 Support Matter system (Option)

06 Multiple themes selection (Dark/Light)

09 Amazon Alexa and Google Assistant

12 Normal Touch Wall Socket (Option)

Dimension: 147\*86\*34mm

Voltage: 110-240VAC/50~60Hz

Frequency: Wifi or Zigbee 2.4G

Max 15A, =3600W

Model NO.:DGS02PD02-4M-PRO

LED Lamp: Max 400W/gang

Output: 5VDC/3A, 9VDC/2.22A, 12VDC/1.67.A

MAX.20W

# D1 PRO SERIES



## Smart 1Gang & Light Switch



### INTRODUCTION

- |                           |                           |   |
|---------------------------|---------------------------|---|
| 01 Tempered glass panel   | 02 Memory function        | 03 Momentary (Dimming the Light)          |
| 04 Turn on/off backlight  | 05 RGB LED indicator      | 06 Multiple themes selection (Dark/Light) |
| 07 Cable control 2~5 ways | 08 Power metering         | 09 Amazon Alexa and Google Assistant      |
| 10 Child Lock             | 11 Plastic or Metal Frame | 12 Support Matter System (option)         |

Dimension: 86\*86\*34mm

Voltage: 110~240VAC/50~60Hz

Frequency: Wifi or Zigbee 2.4G

Model NO.:DGS01-2M-PRO

LED Lamp: Max 1.67A,400W/gang

Motor: Max 2.6A, 625W/gang

# D1 PRO SERIES



## Smart 2Gang & Light Switch



### INTRODUCTION

- |                           |                           |   |
|---------------------------|---------------------------|---|
| 01 Tempered glass panel   | 02 Memory function        | 03 Momentary (Dimming the Light)          |
| 04 Turn on/off backlight  | 05 RGB LED indicator      | 06 Multiple themes selection (Dark/Light) |
| 07 Cable control 2~5 ways | 08 Power metering         | 09 Amazon Alexa and Google Assistant      |
| 10 Child Lock             | 11 Plastic or Metal Frame | 12 Support Matter System (option)         |

Dimension: 86\*86\*34mm

Voltage: 110~240VAC/50~60Hz

Frequency: Wifi or Zigbee 2.4G

Model NO.:DGS02-2M-PRO

LED Lamp: Max 1.67A,400W/gang

Motor: Max 2.6A, 625W/gang

# D1 PRO SERIES



## Smart 3Gang & Light Switch



### INTRODUCTION

- |                           |                           |   |
|---------------------------|---------------------------|---|
| 01 Tempered glass panel   | 02 Memory function        | 03 Momentary (Dimming the Light)          |
| 04 Turn on/off backlight  | 05 RGB LED indicator      | 06 Multiple themes selection (Dark/Light) |
| 07 Cable control 2~5 ways | 08 Power metering         | 09 Amazon Alexa and Google Assistant      |
| 10 Child Lock             | 11 Plastic or Metal Frame | 12 Support Matter System (option)         |

Dimension: 86\*86\*34mm

Voltage: 110~240VAC/50~60Hz

Frequency: Wifi or Zigbee 2.4G

Model NO.:DGS03-2M-PRO

LED Lamp: Max 1.67A,400W/gang

Motor: Max 2.6A, 625W/gang



# D1 PRO SERIES



## Smart 4Gang & Light Switch



### INTRODUCTION

- |                           |                           |   |
|---------------------------|---------------------------|---|
| 01 Tempered glass panel   | 02 Memory function        | 03 Momentary (Dimming the Light)          |
| 04 Turn on/off backlight  | 05 RGB LED indicator      | 06 Multiple themes selection (Dark/Light) |
| 07 Cable control 2~5 ways | 08 Power metering         | 09 Amazon Alexa and Google Assistant      |
| 10 Child Lock             | 11 Plastic or Metal Frame | 12 Support Matter System (option)         |

Dimension: 86\*86\*34mm

Voltage: 110~240VAC/50~60Hz

Frequency: Wifi or Zigbee 2.4G

Model NO.:DGS04-2M-PRO

LED Lamp: Max 1.67A,400W/gang

Motor: Max 2.6A, 625W/gang

# D1 PRO SERIES



## Smart Dimmer Switch



### INTRODUCTION

- |                           |                           |   |
|---------------------------|---------------------------|---|
| 01 Tempered glass panel   | 02 Memory function        | 03 Double MOS Trailing edge dimming       |
| 04 Turn on/off backlight  | 05 RGB LED indicator      | 06 Multiple themes selection (Dark/Light) |
| 07 Cable control 2~5 ways | 08 Power metering         | 09 Amazon Alexa and Google Assistant      |
| 10 Child Lock             | 11 Plastic or Metal Frame | 12 Support Matter System (option)         |

Dimension: 86\*86\*34mm

Voltage: 110~240VAC/50~60Hz

Frequency: Wifi or Zigbee 2.4G

Model NO.: DGD01-2M-PRO

Dim Load: Max 1.67A, 400W/gang

Fluorescent lamp: Max 1.67A, 400W

# D1 PRO SERIES



## Smart Dimmer & Light Switch



### INTRODUCTION

- |                           |                           |   |
|---------------------------|---------------------------|---|
| 01 Tempered glass panel   | 02 Memory function        | 03 Six Level Speed                        |
| 04 Turn on/off backlight  | 05 RGB LED indicator      | 06 Multiple themes selection (Dark/Light) |
| 07 Cable control 2~5 ways | 08 Power metering         | 09 Amazon Alexa and Google Assistant      |
| 10 Child Lock             | 11 Plastic or Metal Frame | 12 Support Matter System (option)         |

Dimension: 86\*86\*34mm

Voltage: 110~240VAC/50~60Hz

Frequency: Wifi or Zigbee 2.4G

Model NO.:DGS01D01-2M-PRO

Dim Load: Max 1.67A, 400W/gang

Fluorescent lamp: Max 1.67A, 400W

# D1 PRO SERIES



## Smart AC Switch



### INTRODUCTION

- 01 Tempered glass panel
- 02 Memory function
- 03 Multiple themes selection (Dark/Light)
- 04 Turn on/off backlight
- 05 RGB LED indicator
- 06 Support Matter System (option)
- 07 Cable control 2~5 ways
- 08 Power metering
- 09 Amazon Alexa and Google Assistant
- 10 Child Lock
- 11 Plastic or Metal Frame

Dimension: 86\*86\*34mm

Voltage: 110~240VAC/50~60Hz

Frequency: Wifi or Zigbee 2.4G

Model NO.:DGHL01-2M-PRO

Max 20,4800W(40A Option)

# D1 PRO SERIES



## Smart Curtain Switch



### INTRODUCTION

- |                           |                           |   |
|---------------------------|---------------------------|---|
| 01 Tempered glass panel   | 02 RGB LED indicator      | 03 Multiple themes selection (Dark/Light) |
| 04 Turn on/off backlight  | 05 Child Lock             | 06 Support Matter System (option)         |
| 07 Cable control 2~5 ways | 08 Plastic or Metal Frame | 09 Amazon Alexa and Google Assistant      |

Dimension: 86\*86\*34mm

Voltage: 110~240VAC/50~60Hz

Frequency: Wifi or Zigbee 2.4G

Model NO.:DGC01-2M-PRO

Motor: Max 2.6A,625W/gang



# D1 PRO SERIES



## Smart Double Curtain Switch



### INTRODUCTION

- 01 Tempered glass panel
- 02 RGB LED indicator
- 03 Multiple themes selection (Dark/Light)
- 04 Turn on/off backlight
- 05 Child Lock
- 06 Support Matter System (option)
- 07 Cable control 2~5 ways
- 08 Plastic or Metal Frame
- 09 Amazon Alexa and Google Assistant

Dimension: 86\*86\*34mm

Voltage: 110~240VAC/50~60Hz

Frequency: Wifi or Zigbee 2.4G

Model NO.:DGC02-2M-PRO

Motor: Max 2.6A,625W/gang

# D1 PRO SERIES



## Smart Curtain & Light Switch



### INTRODUCTION

- 01 Tempered glass panel
- 02 RGB LED indicator
- 03 Multiple themes selection (Dark/Light)
- 04 Turn on/off backlight
- 05 Power mertering
- 06 Support Matter System (option)
- 07 Cable control 2~5 ways
- 08 Child lock
- 09 Amazon Alexa and Google Assistant
- 10 Plastic or Metal Frame

Dimension: 86\*86\*34mm

Voltage: 110~240VAC/50~60Hz

Frequency: Wifi or Zigbee 2.4G

Model NO.:DGS01C01-2M-PRO

Motor: Max 2.6A,625W/gang

LED lamp: Max 1.67A, 400W

# D1 PRO SERIES



## Smart Curtain & 2Gang Switch



### INTRODUCTION

- 01 Tempered glass panel
- 02 RGB LED indicator
- 03 Multiple themes selection (Dark/Light)
- 04 Turn on/off backlight
- 05 Power mertering
- 06 Support Matter System (option)
- 07 Cable control 2~5 ways
- 08 Child lock
- 09 Amazon Alexa and Google Assistant
- 10 Plastic or Metal Frame

Dimension: 86\*86\*34mm

Voltage: 110~240VAC/50~60Hz

Frequency: Wifi or Zigbee 2.4G

Model NO.:DGS02C01-2M-PRO

Motor: Max 2.6A,625W/gang

LED lamp: Max 1.67A, 400W

# D1 PRO SERIES



## Smart Scene Switch



### INTRODUCTION

- |                           |                           |   |
|---------------------------|---------------------------|---|
| 01 Tempered glass panel   | 02 Memory Function        | 03 Momentary switch (Dimming the light)   |
| 04 Turn on/off backlight  | 05 RGB LED indicator      | 06 Multiple themes Selection (Dark/Light) |
| 07 Cable control 2~5 ways | 08 Power Metering         | 09 Amazon Alexa and Google Assistant      |
| 10 Child Lock             | 11 Plastic or Metal Frame | 11 Double Scene                           |

Dimension: 86\*86\*34mm

Voltage: 110~240VAC/50~60Hz

Frequency: Wifi or Zigbee 2.4G

Model NO.:DGS02SS02-2M-PRO

LED lamp: Max 1.67A, 400W/gang

Motor: Max 2.6A, 625W/gang

# D1 PRO SERIES



## Smart Wall Socket & PD20W



### INTRODUCTION

- |                           |                           |   |
|---------------------------|---------------------------|---|
| 01 Tempered glass panel   | 02 Memory Function        | 03 Support Matter System (Option)         |
| 04 Turn on/off backlight  | 05 RGB LED indicator      | 06 Multiple themes Selection (Dark/Light) |
| 07 Cable control 2~5 ways | 08 Power Metering         | 09 Amazon Alexa and Google Assistant      |
| 10 Child Lock             | 11 Plastic or Metal Frame | 11 Double Scene                           |

Dimension: 86\*86\*34mm

Voltage: 110~240VAC/50~60Hz

Frequency: Wifi or Zigbee 2.4G

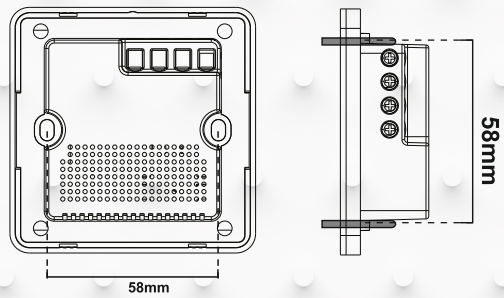
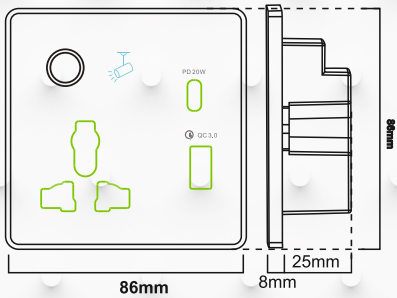
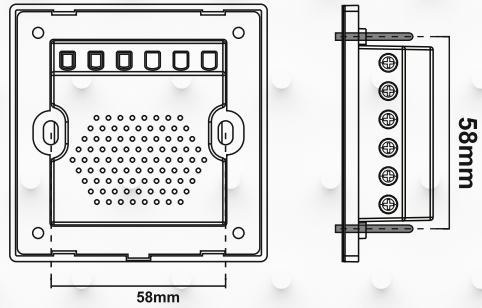
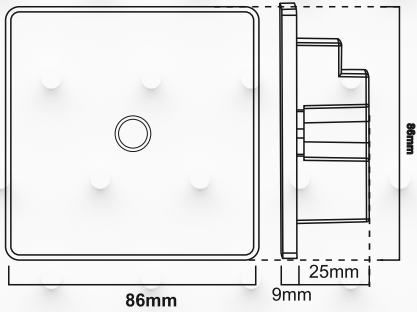
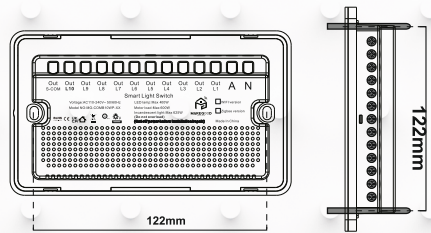
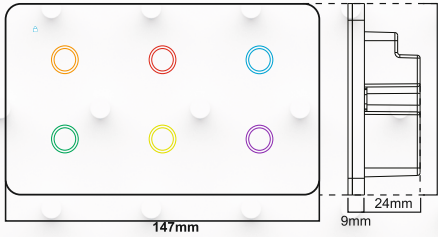
Model NO.:DGPD01-2M-PRO

LED lamp: Max 1.67A, 400W/gang

Motor: Max 2.6A, 625W/gang



### Specification for 2 Model





Keep In Touch :

**+91 8129 325 325**

Customer care

**+91 7594 018 000**

Head Office

**Perinthalmanna**

Branches

Manjeri | Edappal | Kondotty

  [www.electrosolutions.co.in](http://www.electrosolutions.co.in)

[www.drix.co.in](http://www.drix.co.in)